

45PA

BLDC PLANET GEAR MOTOR

42ZWN

直流无刷行星齿轮减速电机



## Motor specifications/马达参数

电机型号 Model #	额定电压 Rated Voltage	额定转速 Rated speed	额定力矩 Rated Torque	额定功率 Rated Power	磁极数 Number of poles	相数 Number of phase	峰值扭矩 Peak torque	峰值电流 Peak current	机身长度 Body Length
42ZWN40-2430	24V	3000rpm	357g.cm	11W	8	3	1122g.cm	2.7A	40mm
42ZWN60-2430			714g.cm	22W			2142g.cm	6.8A	60mm
42ZWF47-2440		4000rpm	643g.cm	26W			1836g.cm	4.6A	47mm
42ZWF63-2440			1275g.cm	52W			3876g.cm	9.4A	63mm

## Gear Motor Technical Data/齿轮减速电机主要参数

## 45PAXXXG/42ZWN40-2430

Reduction ratio (1:X)	4	5	13	19	27	51	71	100	139	189	264	369	515	720
Stage (#)	1		2			3				4				
Rated Speed (rpm)	811	577	221	156	112	59	42	30	22	16	11	8.1	5.8	4.2
Rated Torque (kg.cm)	1.1	1.6	3.5	4.9	6.9	11	15	22	30	35	49	69	96	100
Max load (kg.cm)	50		100			200				300				
Gear Box Length(mm)	39		49			59				69				

## 45PAXXXG/42ZWN60-2430

Reduction ratio (1:X)	4	5	13	19	27	51	71	100	139	189	264	369	515	720
Stage (#)	1		2			3				4				
Rated Speed (rpm)	811	577	221	156	112	59	42	30	22	16	11	8.1	5.8	4.2
Rated Torque (kg.cm)	2.2	3.2	7.0	9.9	14	22	31	43	61	70	98	100	100	100
Max load (kg.cm)	50		100			200				300				
Gear Box Length(mm)	39		49			59				69				

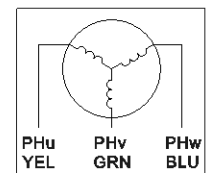
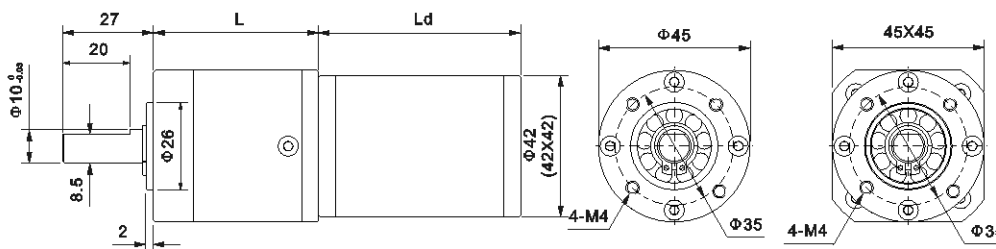
## 45PAXXXG/42ZWF47-2430

Reduction ratio (1:X)	4	5	13	19	27	51	71	100	139	189	264	369	515	720
Stage (#)	1		2			3				4				
Rated Speed (rpm)	1081	769	294	208	149	78	56	40	29	21	15	11	7.8	5.6
Rated Torque (kg.cm)	2.2	2.8	6.3	8.9	12	20	28	39	55	63	88	100	300	300
Max load (kg.cm)	50		100			200				300				
Gear Box Length(mm)	39		49			59				69				

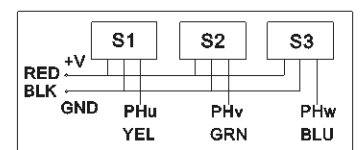
## 45PAXXXG/42ZWF63-2430

Reduction ratio (1:X)	4	5	13	19	27	51	71	100	139	189	264	369	515	720
Stage (#)	1		2			3				4				
Rated Speed (rpm)	1081	769	294	208	149	78	56	40	29	21	15	11	7.8	5.6
Rated Torque (kg.cm)	4.0	5.6	12	18	25	40	55	77	100	100	100	100	100	100
Max load (kg.cm)	50		100			200				300				
Gear Box Length(mm)	39		49			59				69				

## Dimensions/外形和安装尺寸



Wiring cables



hall sensor cables

Note: hall sensor power supply voltage +5V to +20V

## Product Code/型号定义

45	PA	27G	42	ZWN	63	2430	ME	7
机座号 Frame size 45=Φ45mm	行星齿轮 Planetary	减速比 Gear Ratio 27=27:1	马达直径 Motor size 42=42x42mm	马达类型 Motor Type	马达长度 Motor Length 63=63mm	电压/转速 Voltage and speed 24=24V;30=3000rpm	可带编码器 Encoder can be brought	分辨率 Resolution (CPR) 7 = 7 Line (CPR)